



TTTK9

PROFESSIONAL
TRACKER SCHOOL

Experience a Tracking School
like Never Before, Located in
Beautiful Edisto Island, SC



On-Site Lodging and
Financing Available



CONTENTS

Intro to TTTK9 Professional Tracker School

Concept

Executive Summary

Phase I Outline | Classroom

Phase I Outline Continued | Classroom/Hands-on

Phase II Outline | Intermediate Handlers Course

Phase III Outline | Active Evaders & Counter SERE

Phase IV Outline | Train the Trainer

TTT Certification Standards

Tactical & Trailing Equipment Needed

Edisto Island Lodging

Reservations on and off-site

The Grounds

Jeff Schettler Bio



INTRO TO TTTK9 PROFESSIONAL TRACKER SCHOOL

This school is truly the first of its kind in the United States. Never before has there been a full-time training program specifically designed for law enforcement tracking. Unlike many other programs that concentrate on a variety of K9 disciplines, primarily detection, the TTTK9 Tracker School is pure tracking, 7 days a week, 365 days a year.

Our program is dedicated to the tracker and we don't do it part-time or on request; we live and breathe it. TTTK9 produces and develops proven man-hunters and our clients are our best advertisement. There is no other K9 Trainer in the world today that trains more professional military and police K9 trackers than we do. We are the "Go To" source for specialized combat tracking for our military as well as tactical support operations for Law Enforcement SWAT.





Concept:

The Tactical Tracker Teams Program has been in existence since 1999. We began this program after numerous high-risk K9 trailing/ tracking operations in various parts of the United States. Recognizing that there are inherent risks and advantages to a good trailing dog in these scenarios, we developed a concept that works effectively to minimize operator risk while maximizing the possibility of suspect capture.

This program was no easy task as there were never any real modern law enforcement models to learn from. We teamed up with combat veterans from a very specialized US Army occupational specialty named "Combat Tracker Teams", (CTT), who had utilized tracking/ trailing dogs to great advantage in the jungles of Vietnam. We were so impressed with the combat record of these incredible handlers and team members that we used their operations model and gave it a modern law enforcement application.

Our TTTK9 Program is designed to "train the trainer". The goal of this program is for our students to take this high-risk fugitive manhunt model to their respective agencies and develop a program that fits within their respective MOU's and use of force policies.

FOR MORE INFORMATION, CALL TTTK9 AT (843) 823- 0660
8261 MANSE ROAD ▪ EDISTO ISLAND, SC ▪ TTTK9.COM

EXECUTIVE SUMMARY

OBJECTIVE

Provide professional K9 training in the areas of trailing, tracking, and Multi-Purpose Canine Combat/ Tactical Tracking to qualified organizations, on and off-site.

GOALS

Technically and tactically proficient K9 handlers in the area of trailing and tracking

SOLUTION

Provide classroom with PowerPoint training, video review, hands-on training in the form of fieldwork with trailing/ tracking dogs, and final certification.

Lodging is provided for students at no additional cost. We can house 1 to 10 students comfortably. Each house offers kitchens, full baths, and laundry. Meals are not provided unless by prior contract.



PHASE I OUTLINE

I SCENT EVIDENCE

Classroom with Slide Show

A. Nature of scent

1. Types of scent: Contact, Track Scent, Air Scent
2. Productive sources of scent

B. Scent Articles: Productions, Presentation, Protection

1. Types of articles
2. Packaging
3. Scent swab
4. Storage/ evidence

C. Presentation to the dog

1. On the ground
2. Handheld, don't force it
3. The command, when and when not
4. Don't carry scent article with you on search
5. Missing member
6. Scent inventory
7. Hand sweeps
8. Self-discovery of article

II HANDLING YOUR DOG

Classroom/ Hands-on, fieldwork

A. Equipment

1. Harness, types, positioning, and timing
2. The trailing lead, 15' minimum
3. Going from collar to harness, timing is everything
4. Consistency and maintaining drive
5. A notebook, training notes

B. The start

1. Lead placement
2. Letting the dog have some line before you move
3. Let the dog commit to a direction
4. Staying behind your dog
5. Reeling in, reeling out, steady tension just like handling a fish

C. Commands on trail

1. The search command is only given once
2. "Leave it!"
3. Praise
4. Rewards for finds
5. Chase after initial reward

D. Reading K9 Body Language

1. Head: Nose, eyes, ears, mouth
2. Tail set positions and their meaning
3. Gate, speed, direction of travel

E. Reward systems

1. Proper handler involvement
2. Trail layer involvement
3. Trail layer safety

PHASE I OUTLINE CONT'D

III THE FIRST TRAILS Classroom/ Hands-on, field work **Working in primarily soft surface environments: rural, woods, marsh, and fields**

A. Firetrails

1. The victim's actions
2. Avoid sight hunting
3. 50-100 M to start
4. Add turn
5. Add distance and turn

B. Split trails and Cross trails

1. The basic split trail, 2 people
2. 3 people
3. Adding age

C. Aged trails

1. 15 minutes to 1 hour
2. The nose doesn't have to be down, don't force it there!

D. Adding distance and terrain features

1. 600 meter trails
2. 800 meter trails
3. Moving and standing water
4. Surface transitions from woods/ grass to gravel/ cement and back

E. Proximity Alert 4 Phases & Officer Safety Tactics

Classroom, field work

1. Far alert
2. Near Alert
3. Triangulating Alert
4. Danger Close Alert
5. Callouts
6. Flanking
7. Pincer movement

*This portion of the course may include less than lethal training munitions on real weapons platforms. Safety glasses or goggles are mandatory and are not provided.

Week 2 | 5 Training Days/ 8-10 Hours Per Day

IV BASIC URBAN TRAILING Classroom/ Hands-on, field work

A. Distractions

1. Moving people
2. Dogs in yards
3. Dogs off lead
4. Reconditioning techniques

B. Working turns Hard/ Soft Surfaces

1. Making your turns, APEX of the turn

C. Surface transitions

1. Grass to sidewalk
2. Sidewalk to street
3. Road crossings

D. Building complexes

1. Starting on fixed objects
2. Trailing to building search mode

E. Working intersections

1. Getting it right
2. Search patterns
3. Casting

V CONTAMINATED SUBURBAN WORK

Classroom/ Hands-on, field work

A. Practical exercise could include:

1. Town street search
2. Business building searches
3. Bridges and tunnels
4. High finds

VI Certification will be offered at course conclusion up to Level I

We have three other programs, continued on the next pages.



PHASE II OUTLINE

Phase II Intermediate Handlers Course- 5 Days

This course is designed to incorporate a tactical team of 2-5 members into a high-risk tracking\ trailing condition. The handlers and team members will be taught the roles of each element as well as the tactical application to manhunts in the following areas:

1. Adding the Team into the combat/ tactical trail Trainer

A. Team Elements

1. Coverman responsibilities and interaction with K9
2. Flankers responsibilities and interaction with K9
3. Tailgunner responsibilities and interaction with K9
4. Team leader command and control

B. Communications

1. Hand & arms signals
2. Radio and other comms

2. Team Movements

B. Low Threat

1. Ranger File/ column formation
2. Wedge formation
3. Echelon left and right

C. High Threat

1. Y Formation
2. Line Formation
3. Bounding overwatch

D. Contact

1. Call-outs
2. Flanking
3. Pincer
4. Rabbit hole

E. Ambush

1. Fight through
2. Retreat
3. Counter-ambush



PHASE III OUTLINE

Phase III Active Evaders and Counter SERE, (Survival, Evasion, Resistance, Escape), Training for K9 Teams

This course is designed to teach the tactical team how to counter evasion tactics and ambushes. This is a must attend school for any teams who actively hunt fugitives or armed subjects.

1. Terrain, Age, and Distance

A. Terrain

1. Thick vegetation
2. Varying depths and distance of water
3. Swamp marsh/grass-large open areas
4. Obstacles

B. Age & Distance

1. One Hour Up To One mile
2. Up to Two Hour One Up To One Half Mile
3. Up to Three Hour One Up To Three Quarters Mile
4. Up to Four Hour Up To Two Miles

2. Back Tracks

A. Basic and Intermediate Maneuver

1. 100 Meter w/ Single 50 Meter Back Track & Perpendicular Split
2. 100 Meter w/ Double 100 Meter Back Track & Split
3. 100 Meter w/ Triple 100 Meter Back Track & Split

3. Scent Pools

A. Age and Activity

1. 30 Minute w/ Exit
2. One Hour w/ Exit
3. One Hour w/ Single Circle and Exit
4. One Hour w/ Double Circle and Exit
5. One Hour w/ Stairway to Heaven

4. Multiple Subjects

A. Multiple Subjects Single & Multiple Trails

1. Multiple Subject Single Trail w/ Single Split at End
2. Multiple Subject Dual Split
3. Multiple Subject Triple Split
4. Multiple Subject Single Split, Find Both Subjects

5. Ambushes

1. Counter L-Shaped Ambush
2. Bump and runs subjects, multiple engagements
3. IED's and booby traps on trails



PHASE IV OUTLINE

Phase IV Train the Trainer

This is a 10-day course dedicated to training the K9 Trainer in trailing/ tracking. Each student will be taught the basic course of trailing imprinting and training techniques for new handlers. Everything that was learned in Phase 1 will now be applied be taught by the trainee in a controlled environment while shadowed by a Master TTT Trainer.

To graduate, the trainee must successfully guide a new student through all phases of the basic course with a final Level 1 Certification. *Phase 1-3 must be completed prior to taking this course.

1. Trailing Imprinting Trainer

A. Fire Trail

1. Thick vegetation, subject out of line after initial K9 Exposure
2. 100-250 Meters
3. Large scent article with proper presentation
4. Proper Reward System

B. Transition off the fire trail

1. Techniques to start trail without trail layer stimulation
2. Scent article type and placement
3. Increasing Age to one hour and Distance to 650 meters

2. Distraction Training

A. Humans

1. Cross Track
2. Cross track with mover
3. Cross track with mover and noise

B. Animals

1. Cross track
2. Cross track with mover
3. Cross track with mover and noise

3. Hard Surface Transitions

B. Working the alphabet

1. Grass to sidewalk
2. Sidewalk to street

C. Building complexes

1. Finding the right door
2. Trailing to building search mode

D. Working intersections

1. Search patterns
2. Casting

4. CONTAMINATED SUBURBAN WORK

A. Practical exercise could include:

1. Town street search
2. Business building searches
3. Bridges and tunnels
4. High finds

5. Level 1 Certification for Trainee's Student



TTT Certification Standards

This evaluation is designed to effectively evaluate a particular K-9 team's ability to track or trail a person through scent discrimination practices. The evaluation only tests a K-9 team's ability to identify and utilize a particular human scent to find that unique individual. The evaluation does not test any other form of K-9 work to include obedience, protection, or area search techniques.

The tests are in three separate levels to encourage more training and achievement in the areas of scent discrimination tracking/ trailing. Level 1 must be passed before continuing to the next level of testing. Each level is result oriented and does not evaluate a dog's behaviors or mannerisms while tracking/ trailing. It is simply a test of the dog's ability to get from point A to point B and find the correct person.

K-9 teams are not required to stay directly on the path or trail or the "suspect" as scent patterns may change depending upon conditions. However, the team must run in a generally parallel direction to that of the trail. Area search patterns are not permitted.

The age and distance of the trails are not exactly as it is difficult if not impossible for a "suspect" to travel an exact distance in realistic conditions. The distances and ages are guidelines and will be adhered to as conditions dictate.

Trailing is generally a K9 search method employing harness and long leads, (10-20'), however, it is clear that it is not the harness and the long lead that make the trail a success. Handlers may employ whatever tack or lack thereof necessary to work their own individual K9. Handlers may also employ whatever methodology, (other than area search), they choose to engage the K9 on the trail. Force techniques such as running the lead under the dog's leg to force the nose to the ground are highly discouraged.



Tactical & Trailing Equipment Needed

- Comfortable dog harness
- Long lead 20-30 foot
- Stout dog collars
- Portable water containers, camel packs are best
- At least two pairs of boots you can run in
- Loose pants that can take some abuse
- Rain gear
- Personal first aid kit
- Sunscreen
- Flea and tick products
- Small red lens flashlight or headlamp. LED is the best-brimmed hat
- Gloves that allow you to shoot
- At least one box of sterile 4X4 gauze pads
- At least one box of zip-lock baggies.
- Shooting glasses clear or amber.
- Any medical item you might need in the field
- Knife or utility tool.
- Small spool of para-cord.
- Small fire starting kit or wet/dry matches.
- Protein bars or similar fast snack with calories
- Communications gear if you plan on operating as a team without hand and arm signals.


Boots need to fit the environment. Training areas with lots of water or swampland will mean that your feet will get wet. If your boots cannot drain, they will need to be changed frequently to avoid blisters and other foot problems. If you are not used to trailing long distance, keep in mind that you will be walking and jogging from 4-12 miles per day. Make sure your boots are broken in and comfortable for this type of activity. You cannot simply test wear boots on the street for a day to know this. It is important to run and walk long distances on uneven surfaces to know this. This is the most important part of the equipment list. Your feet will not forgive you if you use the wrong boots or shoes


For All Tactical Field Work Training:

- Please wear a camouflage type uniform for field exercises of a woodland or jungle background. Black, Urban grey/ blue camo is not suitable. Keep in mind that you will be a target in FTX's and if you stand out like a sore thumb, you will probably get hit.
- Because the FTX's will be "live fire" absolutely no personal firearms or live ammunition are to be carried in any manner in the field except by TTT trainers or staff. You may wear your holsters on duty web gear, helmets, or any other normal equipment that you might have during rural manhunts.
- Take the time to check all your gear for serviceability prior to FTX's. We recommend that all shiny surfaces be dulled with tape or paint. All loose and noisy accouterments on any web gear need to be fastened down or taped together to reduce noise. If you can jump up and down with your web gear on and you jingle, you have some work to do. Check your dog's gear for the same noise making items. If your dog's gear makes noise you will give your position away on FTX's.

We offer low monthly payments.

Checking your rate will not impact your credit score



 **lendingUSA** | pet

APPLY NOW

FOR MORE INFORMATION, CALL TTTK9 AT (843) 823- 0660
8261 MANSE ROAD ▪ EDISTO ISLAND, SC ▪ TTTK9.COM



EDISTO ISLAND LODGING

Lodging on site is either at our 200-year-old modernized cabin that can sleep two comfortably or our Off The Grid Prepper house that houses one or a couple. Both are decked out with everything anyone would need for a vacation stay.

Cabins include:

- Satellite TV with all the channels
- Kennels (provided upon request.)
- We have three additional houses for larger groups on Edisto Beach and on the island.

We are the only K9 training facility that offers first class Bed & Breakfast style living quarters for not only the handler but family members as well. Furthermore, Edisto Island is a vacation paradise. We are conveniently located only five miles from Edisto Beach, 2 miles from Botany Bay, and Edisto Island offers some of the best fishing and hunting available in the US. Train hard all week and spend your weekend with your family fishing or kayaking. If you are a hunter, book a guided boar, turkey, deer hunt with one of our local outfitters. Train here with us once and you will come back again and again.

FOR MORE INFORMATION, CALL TTTK9 AT (843) 823- 0660
8261 MANSE ROAD ▪ EDISTO ISLAND, SC ▪ TTTK9.COM

RESERVATIONS ON AND OFF-SITE

On-site:

The TTTK9 Schools are by reservation only. Typically, all schools are booking 6-8 months in advance for the best dates. Student to Trainer ratios on site is typically 3:1. 10-day schools have a 2-day break in between each block. Training cost per 5-day block is \$3500 per student with K9. Price breaks are considered for multiple dog teams. A 50% deposit is required for all on-site training to reserve any dates. The final amount upon arrival.

Off-site classes may up to 5:1 in the USA. For Over Seas or out of Country Schools this ratio may be increased to 6:1. Three observers without K9's may be attached to each trainer. For USA schools a 50% non-refundable deposit for the entire cost of the course is required to reserve any training dates. In Europe, a 30% non-refundable deposit for the total cost of the course is required. Should the host change the dates of training there will be a 10% change fee but the remainder of the deposit will be moved to the new date.

Airfare fees are based on TTTK9 booking reservations.

Per Diem rates are for each travel and training day; two travel days per school. 10-day schools have a two-day break in between each training week. Per Diem rate will apply to this break.

Meals for European schools are organized and paid for by the host in this case the per diem rate only applies for the traveling days.

Hotel fees are based on a minimum rate, all overages must be paid by the host. Hotel rates are based on arrival one day prior and departure one day after training. The 10-day course is based on 13 nights of lodging. Lodging in Europe must be organized and paid by the host based on local rates. In this case, no hotel fee will be charged by TTTK9. The rooms should be a single use room with WIFI and a private bathroom.

All fees must be paid for in full 14 days prior to the start of the school. All deposits and fees may be paid by check, cash, PayPal, credit card, or bank wire transfer. The host is responsible for all bank wire fees (no shared costs).

All fees are listed in US Dollars. The host is responsible for any currency conversion fees.

Training manuals are available to all classes: K9 Trailing and Tao of Trailing Basic Course, Tactical Tracker Teams- Combat/ Tactical Course and Proximity Alert Course. Shipping is a separate fee paid by the host for all training manuals.



We offer **low monthly payments.**
Checking your rate will not impact your credit score

Check Your Rate

 **lendingUSA** pet

APPLY NOW

FOR MORE INFORMATION, CALL TTTK9 AT (843) 823- 0660
8261 MANSE ROAD ▪ EDISTO ISLAND, SC ▪ TTTK9.COM

THE GROUNDS



FOR MORE INFORMATION, CALL TTTK9 AT (843) 823- 0660
8261 MANSE ROAD ■ EDISTO ISLAND, SC ■ TTTK9.COM



Jeff Schettler is a retired police K9 handler who worked for the City of Alameda and County of Amador in California and was attached to the FBI's Hostage Rescue Teams' K9 Assistance Program for two years. This program was designed to locate and apprehend high-risk fugitives on the run.

He is a certified military trainer graduating from the prestigious US Army's Leadership Academy also known as Drill Sergeant School

Jeff has worked hundreds of trailing cases across the USA and is a specialist in the areas of tactical tracking applications. He is also considered an expert witness in tracking/ trailing.

As an international K9 trainer, he spends 12 weeks a year training throughout Europe, South America, and Asia. His program is in use with numerous international police agencies as well as NATO military units.

Jeff's work has been seen on CNN, ABC, CBS, HLN, Unsolved Mysteries, and Mythbusters. Through the years, he has become a renowned author of the following books on K9 Tracking Work.

Red Dog Rising- A K9 Tracking Autobiography

K9 Trailing; The Straightest Path- A primer on starting a K9 team on human scent discrimination and trailing work.

Tactical Tracker Teams- A practical guide to surviving high-risk fugitive manhunts.

Tao of Trailing - The Tao of Trailing is my fourth and final book on the art of trailing or tracking human scent with police, search and rescue, or military K9.



TTTK9

(843) 823- 0660


8261 MANSE ROAD, EDISTO ISLAND, SC

TTTK9.COM

We offer low monthly payments.

Checking your rate will not impact your credit score



 **lendingUSA** pet

APPLY NOW